

Thermowells

for Temperature Regulator (91000, 91400, & 91600 Models)

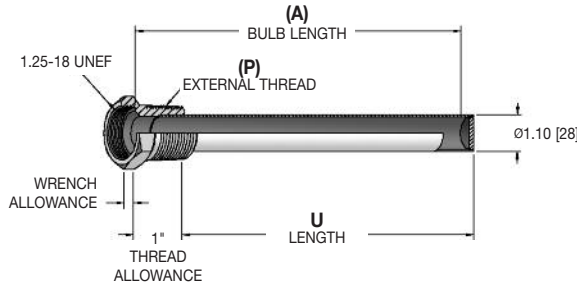
TEMPERATURE REGULATORS

If Thermowells are to be purchased as a separate item, or if a Special Thermowell is required, please refer to this page. If a complete Temperature Regulator is purchased, the proper Thermowell to match the sensing bulb ordered will be supplied. Please note sensing bulb size is affected by capillary length. Indicate W01 for Brass, W02 for Steel or W04 for 316SS.

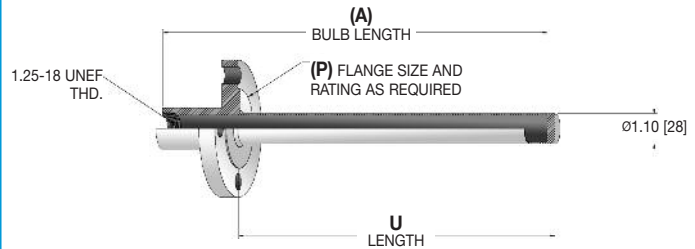
Thermowell to fit Standard Bulb

All dimensions are nominal. Dimensions in [] are in millimeters.

Threaded



Flanged



Pressure Rating (psi)

Material	Operating Temperature		
	70°F	300°F	500°F
Carbon Steel	780	780	600
316 Stainless Steel	750	690	600
Brass	350 psi @ 150°F, 280 @ 350°F		

Lengths

(A) BULB LENGTH	U Length
13"	12.25 [311]
16"	15.25 [387]
20"	19.25 [489]
24"	23.25 [591]

Maximum pressure and temperature ratings are limited by the choice of flange. Please see ANSI/ASME B16.5-2003 for more information.

HOW TO ORDER

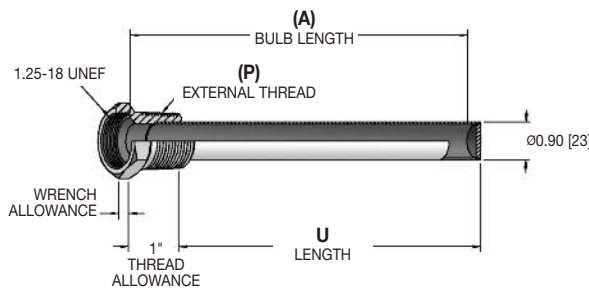
Sample Order Number: **53-6S6**

Thermowell Style	(P) External Connection	(A) Bulb Length	Material
53 - Temperature Regulator	6 1 1/4 NPT	S 13" Bulb	2 Brass (500 psi max.)
	71 1 1/2" 150# RFF *	Se 16" Bulb	3 Steel (500 psi max.)
	81 2" 150# RFF *	We 20" Bulb	6 316SS (1000 psi max.)
	181 3" 150# RFF *	Wk 24" Bulb	

* Not available in Brass.

Other connections and lengths may be available, consult factory.

Thermowell to fit Special "Small" Bulb



Lengths

(A) Bulb Length	Thermowell U Length
9"	8.25 [210]
12"	11.25 [286]

Pressure Rating (psi)

Material	Operating Temperature		
	70°F	300°F	500°F
Carbon Steel	850	850	680
316 Stainless Steel	850	780	730
Brass	480 psi @ 150°F, 400 @ 350°F		

HOW TO ORDER

Sample Order Number: **53-5M2**

Thermowell Style	(P) External Thread	(A) Bulb Length	Material
53 - Temperature Regulator	5 1 NPT	M 9" Bulb	2 Brass (500 psi max.)
		R 12" Bulb	3 Steel (500 psi max.)
			6 316SS (1000 psi max.)

Selection of the proper thermowell is the sole responsibility of the user. Pressure limitations must be considered. Improper application may cause failure of the thermowell, resulting in possible personal injury or property damage.