

Solenoid Valve

960 Series



960WA44 shown

- ▶ 1/8" through 3" Valve Sizes
- ▶ 2-Way Single Seat or 3-Way
- ▶ Piston Pilot Operated
- ▶ Threaded Ends

The Trerice **960 Series Solenoid Valve** is particularly suited for use with electric contact controllers. This packless, self-contained valve is designed to operate on a minimum of current and can be used for air, steam, water, oil other liquids that are not corrosive to brass. The valve is opened and closed by a balancing piston and is controlled by a small pilot valve. The Series 960 should always be mounted to a horizontal pipeline with the coil in an upright position.

For optimal performance, the service conditions of the application must be considered when selecting a solenoid valve. Improper application may cause failure of the valve, resulting in possible personal injury or property damage.

How to Order

Please order using the Item Number listed.

Specifications

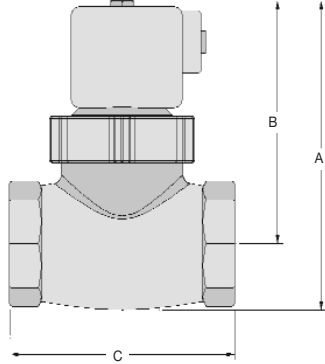
Model	Type	Coil	Service	Minimum Δ P	Maximum Temperature	Item Number	Pipe Size	C _v	Approximate Shipping Weight						
960WB	General service, normally closed, bronze body, Viton seat screw	120 Vac/60 Hz, 3/8 - 2 NPT: NEMA 4X 2 1/2 - 3 NPT: NEMA 1	Water, air, oil (<400 SSU), 125 PSI max.	5 PSI	220°F (104°C)	960WB44	3/8 NPT	2.9	3.0 lbs [1.36 kg]						
						960WB55	1/2 NPT	3.6	3.0 lbs [1.36 kg]						
						960WB66	3/4 NPT	6.8	4.0 lbs [1.82 kg]						
						960WB77	1 NPT	11.5	5.0 lbs [2.27 kg]						
						960WB88	1 1/4 NPT	18	7.0 lbs [3.18 kg]						
						960WB99	1 1/2 NPT	26	9.0 lbs [4.09 kg]						
						960WB10	2 NPT	48	14 lbs [6.36 kg]						
						960WB11	2 1/2 NPT	75	22 lbs [10.0 kg]						
						960WB13	3 NPT	100	35 lbs [15.9 kg]						
						960SB	High temperature, normally closed, bronze body, Teflon seat screw	120 Vac/60 Hz, 3/8 - 2 NPT: NEMA 4X 2 1/2 - 3 NPT: NEMA 1	Steam, water, air, oil (<400 SSU), 125 PSI max.	5 PSI	356°F (180°C)	960SB44	3/8 NPT	2.9	3.0 lbs [1.36 kg]
												960SB55	1/2 NPT	3.6	3.0 lbs [1.36 kg]
												960SB66	3/4 NPT	6.8	4.0 lbs [1.82 kg]
												960SB77	1 NPT	11.5	5.0 lbs [2.27 kg]
960SB88	1 1/4 NPT	18	7.0 lbs [3.18 kg]												
960SB99	1 1/2 NPT	26	9.0 lbs [4.09 kg]												
960SB10	2 NPT	48	14 lbs [6.36 kg]												
960SB11	2 1/2 NPT	75	22 lbs [10.0 kg]												
960SB13	3 NPT	100	35 lbs [15.9 kg]												
960WA	General service, normally open, bronze body, Teflon seat screw	120 Vac/60 Hz, NEMA 1	Water, air, oil (<400 SSU), 300 PSI max.	10 PSI	300°F (149°C)							960WA44	3/8 NPT	2.9	4.0 lbs [1.82 kg]
												960WA55	1/2 NPT	3.6	4.0 lbs [1.82 kg]
												960WA66	3/4 NPT	6.8	5.0 lbs [2.27 kg]
												960WA77	1 NPT	11.5	6.0 lbs [2.73 kg]
						960WA88	1 1/4 NPT	18	8.0 lbs [3.64 kg]						
						960WA99	1 1/2 NPT	26	10 lbs [4.55 kg]						
						960WA10	2 NPT	48	15 lbs [6.82 kg]						
						960WA11	2 1/2 NPT	75	22 lbs [10.0 kg]						
						960WA13	3 NPT	100	35 lbs [15.9 kg]						
						960SA	High temperature, normally open, bronze body, Teflon seat screw	120 Vac/60 Hz, NEMA 1	Steam, water, air, oil (<400 SSU), 150 PSI max.	5 PSI	450°F (232°C)	960SA44	3/8 NPT	2.9	4.0 lbs [1.82 kg]
												960SA55	1/2 NPT	3.6	4.0 lbs [1.82 kg]
												960SA66	3/4 NPT	6.8	5.0 lbs [2.27 kg]
												960SA77	1 NPT	11.5	6.0 lbs [2.73 kg]
960SA88	1 1/4 NPT	18	8.0 lbs [3.64 kg]												
960SA99	1 1/2 NPT	26	10 lbs [4.55 kg]												
960SA10	2 NPT	48	15 lbs [6.82 kg]												
960SA11	2 1/2 NPT	75	22 lbs [10.0 kg]												
960SA13	3 NPT	100	35 lbs [15.9 kg]												
960WU	General service, 3-way, brass body	120 Vac/60 Hz, NEMA 1	Water, air, oil (<300 SSU), 50 PSI max.	N/A	180°F (82°C)							960WU1Z	1/8 NPT	.12	1.5 lbs [0.68 kg]
												960WU3Z	1/4 NPT	.12	2.0 lbs [0.91 kg]

Solenoid Valve

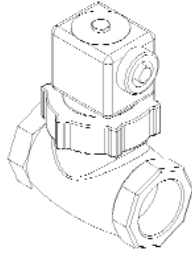
960 Series

CONTROLLER ACCESSORIES

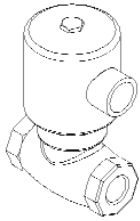
All dimensions are nominal. Dimensions in [] are in millimeters



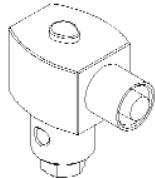
STYLE "S"



STYLE "R"



STYLE "T"



Item Number	Style	A		B		C	
		in.	mm	in.	mm	in.	mm
960WB44	S	5.12	130	4.25	108	2.75	70
960WB55	S	5.12	130	4.25	108	2.75	70
960WB66	S	5.50	140	4.50	114	3.25	83
960WB77	S	5.75	146	4.56	116	3.81	97
960WB88	S	6.50	165	5.06	129	4.25	108
960WB99	S	7.06	179	5.38	137	4.88	124
960WB10	S	8.00	203	5.88	149	5.88	149
960WB11	R	9.81	249	7.94	202	7.00	178
960WB13	R	10.88	276	8.06	205	8.25	210

960SB44	S	5.12	130	4.25	108	2.75	70
960SB55	S	5.12	130	4.25	108	2.75	70
960SB66	S	5.50	140	4.50	114	3.25	83
960SB77	S	5.75	146	4.56	116	3.81	97
960SB88	S	6.50	165	5.06	129	4.25	108
960SB99	S	7.06	179	5.38	137	4.88	124
960SB10	S	8.00	203	5.88	149	5.88	149
960SB11	R	9.81	249	7.94	202	7.00	178
960SB13	R	10.88	276	8.06	205	8.25	210

960WA44	R	7.44	189	6.56	167	2.75	70
960WA55	R	7.44	189	6.56	167	2.75	70
960WA66	R	7.88	200	6.88	175	3.25	83
960WA77	R	8.12	206	6.94	176	3.81	97
960WA88	R	8.69	221	7.31	186	4.25	108
960WA99	R	9.44	240	7.75	197	4.88	124
960WA10	R	10.56	268	8.44	214	5.88	149
960WA11	R	10.81	275	8.38	213	7.00	178
960WA13	R	11.56	294	8.56	217	8.25	210

960SA44	R	7.44	189	6.56	167	2.75	70
960SA55	R	7.44	189	6.56	167	2.75	70
960SA66	R	7.88	200	6.88	175	3.25	83
960SA77	R	8.12	206	6.94	176	3.81	97
960SA88	R	8.69	221	7.31	186	4.25	108
960SA99	R	9.44	240	7.75	197	4.88	124
960SA10	R	10.56	268	8.44	214	5.88	149
960SA11	R	10.81	275	8.38	213	7.00	178
960SA13	R	11.56	294	8.56	217	8.25	210

960WU1Z	T	3.16	80	2.19	56	1.19	30
960WU3Z	T	3.16	80	2.19	56	1.19	30